




CITY OF SEABORNE CITY



Culver CITY

Proposed Budget
FY 2019/2020





GOVERNMENT FINANCE OFFICERS ASSOCIATION

*Distinguished
Budget Presentation
Award*

PRESENTED TO

**City of Culver City
California**

For the Fiscal Year Beginning
July 1, 2018

Christopher P. Morrill

Executive Director

Government Finance Officers Association of the United States and Canada (GFOA) presented a Distinguished Presentation Award to City of Culver City, California, for its Annual Budget for the fiscal year beginning July 1, 2018. In order to receive this award, a governmental unit must publish a budget document that meets program criteria as a policy document, as a financial plan, as an operations guide, and as a communications device.

This award is valid for a period of one year only. We believe our current budget continues to conform to program requirements, and we are submitting it to GFOA to determine its eligibility for another award.



TONIGHT'S PRESENTATION

1

New Development

2

Citywide Operating Budget

3

Budget Enhancement Requests

4

Retirement Cost Overview

5

General Fund Overview

6

Other Funds Overview

7

Capital Improvement Projects (CIP)

NEW

DEVELOPMENT

Measure C

- A quarter cent sales tax estimated to generate **\$4.9M annually**

Measure A – Cannabis Business License Tax

- Permits have been issued for one home-delivery retailer and one distributor
- A third permit for manufacturing, distribution and home delivery, will be issued this FY 2018/2019
- Six other manufacturers and six distributors are expected to be permitted within the next year
- Three businesses will receive approval to proceed to the conditional use permit (CUP) process for storefront retail (dispensary) permits this FY 2018/2019. Depending on the CUP and permitting process, it is expected that the retail locations will open sometime in early 2020.

Culver City Employees take pride in effectively providing the highest levels of service to enrich the quality of life for the community by building on our tradition of more than a century of public service, by our present commitment, and by our dedication to meet the challenges of the future.

NEW DEVELOPMENT CONT.

Culver Steps

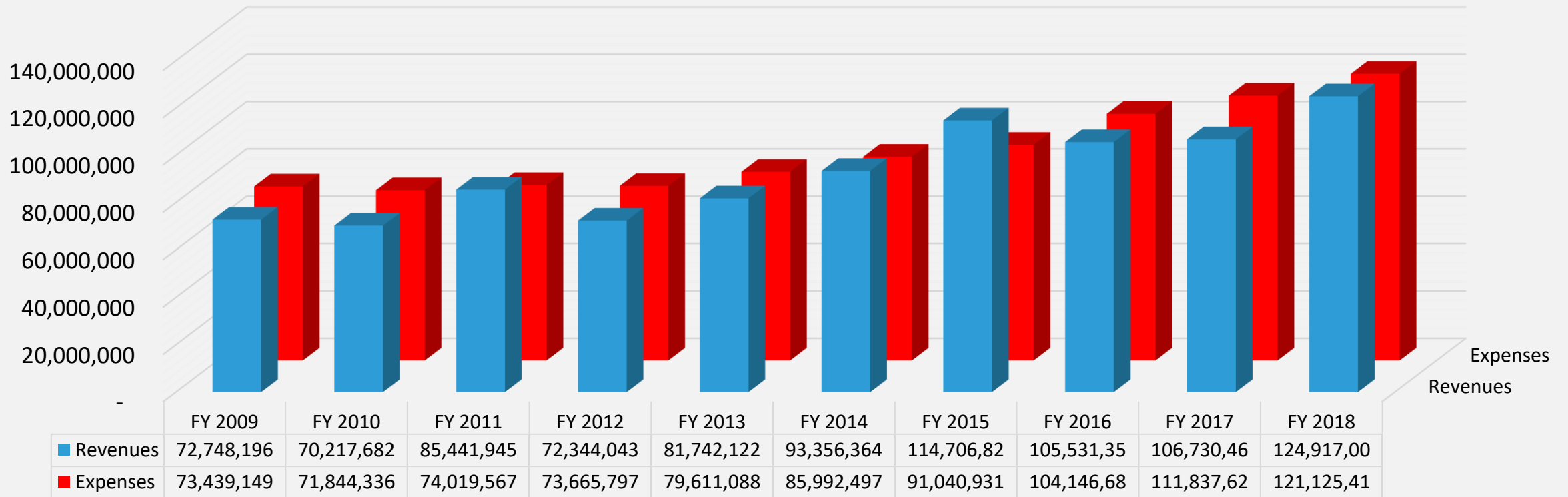
- A mixed use office/commercial project in Downtown Culver City
- Currently under construction and expected to open in summer 2019

IVY Station

- A mixed-use office/residential/commercial/hotel transit-oriented project located adjacent to the Culver City Expo Station.
- Currently under construction and expected to open in summer 2020.



ECONOMIC OUTLOOK



CITYWIDE BUDGET HIGHLIGHTS

Total City Appropriations by Fund Type		
FUND TYPE	FY 2018/2019	FY 2019/2020
General Fund	131,438,256	134,404,359
Special Revenue Funds	38,071,391	19,827,613
Enterprise Fee Funds	85,369,942	64,609,846
Capital Improvement Funds	37,426,370	16,688,077
Internal Service Funds	23,738,788	20,033,850
TOTAL	316,044,747	255,563,745

Note: The Successor Agency Fund is considered a Fiduciary Fund and is no longer considered an operating fund of the City and is therefore exclude from this table

BUDGET ENHANCEMENT REQUESTS

Enhancement Requests	City Manager Recommended		
	One-Time	Ongoing	Total
Police	682,000	1,431,130	2,113,130
Community Development	1,605,440	52,000	1,657,440
Public Works	307,670	473,940	781,610
Parks, Recreation & Community Services	192,192	488,685	680,877
City Attorney	720,000	-	720,000
Finance	200,000	321,665	521,665
Administrative Services	95,390	207,155	302,545
City Manager	71,875	89,818	161,693
Fire	-	115,385	115,385
Information Technology	-	68,500	68,500
Non-Departmental	-	3,050	3,050
General Fund	\$3,874,567	\$3,251,328	\$7,125,895

BUDGET ENHANCEMENT REQUESTS CONT.

Enhancement Requests	City Manager Recommended		
	One-Time	Ongoing	Total
Refuse	518,700	1,017,850	1,536,550
Transportation	120,390	153,390	273,780
Sewer	-	-	-
Municipal Fiber Network	150,000	-	150,000
Equipment Maintenance	63,400	14,190	77,590
Risk Management	45,000	90,000	135,000
Building Surcharge	20,000	-	20,000
Operating Grants	45,145	-	45,145
Asset Seizure	370,000	-	370,000
Parking Authority	230,000	50,000	280,000
Housing Authority	6,114,093	-	6,114,093
TOTAL ALL FUNDS	\$11,551,295	\$4,576,758	\$16,128,053

BUDGET ENHANCEMENT REQUESTS CONT.

DIVISION NAME	CHANGE FROM PRIOR YEAR ADJUSTED	DETAILS
GENERAL FUND		
City Manager	0.00	Reclass of one (1) Assistant to the City Manager to Assistant City Manager
Finance Administration	2.00	Add two (2) Sr. Management Analyst positions
Accounting Operations	1.00	Transfer one (1) Sr. Accountant from 10114400 - Treasury
Treasury	(1.00)	Reclass one (1) Accountant to Sr. Accountant, transfer to 10114200 - Accounting Operations.
Human Resources	1.50	Add one (1) Human Resources Manager/Equity Officer; add 0.5 Limited-Term Human Resources Technician.
PRCS Administration	(1.00)	Eliminate one (1) Recreation & Community Services Coordinator.
Recreation	0.37	Eliminate 0.63 Recreation & Community Services Coordinator; add one (1) Recreation Manager.
Parks	0.06	Upgrade Maintenance Worker I/RPT and II/RPT positions to Full-Time.
Senior & Social Services	0.90	Transfer one (1) Recreation & Community Services Coordinator positions from 10130430 - RSVP.
RSVP	(0.90)	Transfer one (1) Recreation & Community Services Coordinator positions to 10130400 - Senior & Social Services.
Police Operating Bureaus	8.00	Add seven (7) Police Officer positions; add one (1) Police Sergeant position.
Office of the Fire Chief	0.00	Reclass of one (1) Management Analyst to Sr. Management Analyst
Emergency Medical Services	6.00	Add six (6) Firefighter/Paramedic positions.
Fire Prevention	0.98	Add 0.98 Community Services Officer/RPT position.
Engineering	(2.00)	Add one (1) Public Works Inspector position; transfer one (1) Mobility & Traffic Engineer, one (1) Sr. Engineering Technician, and one (1) Traffic Engineer Analyst to 10160170 - Mobility & Traffic Engineering.
Mobility & Traffic Engineering	3.00	Transfer one (1) Mobility & Traffic Engineer, one (1) Sr. Engineering Technician, and one (1) Traffic Engineer Analyst from 10160150 - Engineering.
Electrical Maintenance	1.00	Add one (1) Traffic Signal Technician.
TOTAL - GENERAL FUND EMPLOYEES	19.91	
TRANSIT FUND		
TRANSIT OPERATION	2.50	Add two (2) Facility Maintenance Worker positions; add 0.5 Limited Term Human Resources Technician position.
TOTAL TRANSIT	2.50	
GRAND TOTAL - CITY	22.41	

RETIREMENT COSTS

California Public Employees Retirement System (CalPERS)

- Safety Employees (sworn police and fire employees) – Classic Members pay **9%** towards their retirement cost
- Miscellaneous Employees (all other non-safety employees) – Classic members pay **8%**
- PEPRAs Employees pay 11% for Safety and 6.25% for Misc

There are two components to the employer contributions

- “Normal cost” is the calculated cost of the current year of service for active employees (**9.324%** for Misc. and **19.326%** for Safety in FY 2019/2020)
- Unfunded Accrued Liability (UAL) payment for (**\$6.8M** for Misc. and **\$9.3M** for Safety in FY 2019/2020)
- Total UAL is **\$88.2M** for the Miscellaneous Plan and **\$138.8M** for the Safety Plan

RETIREMENT COSTS CONT.



The City recently negotiated for employees to pick up a portion of the employer contribution (maximum of 3.5% for Miscellaneous and 5.0% for Safety).



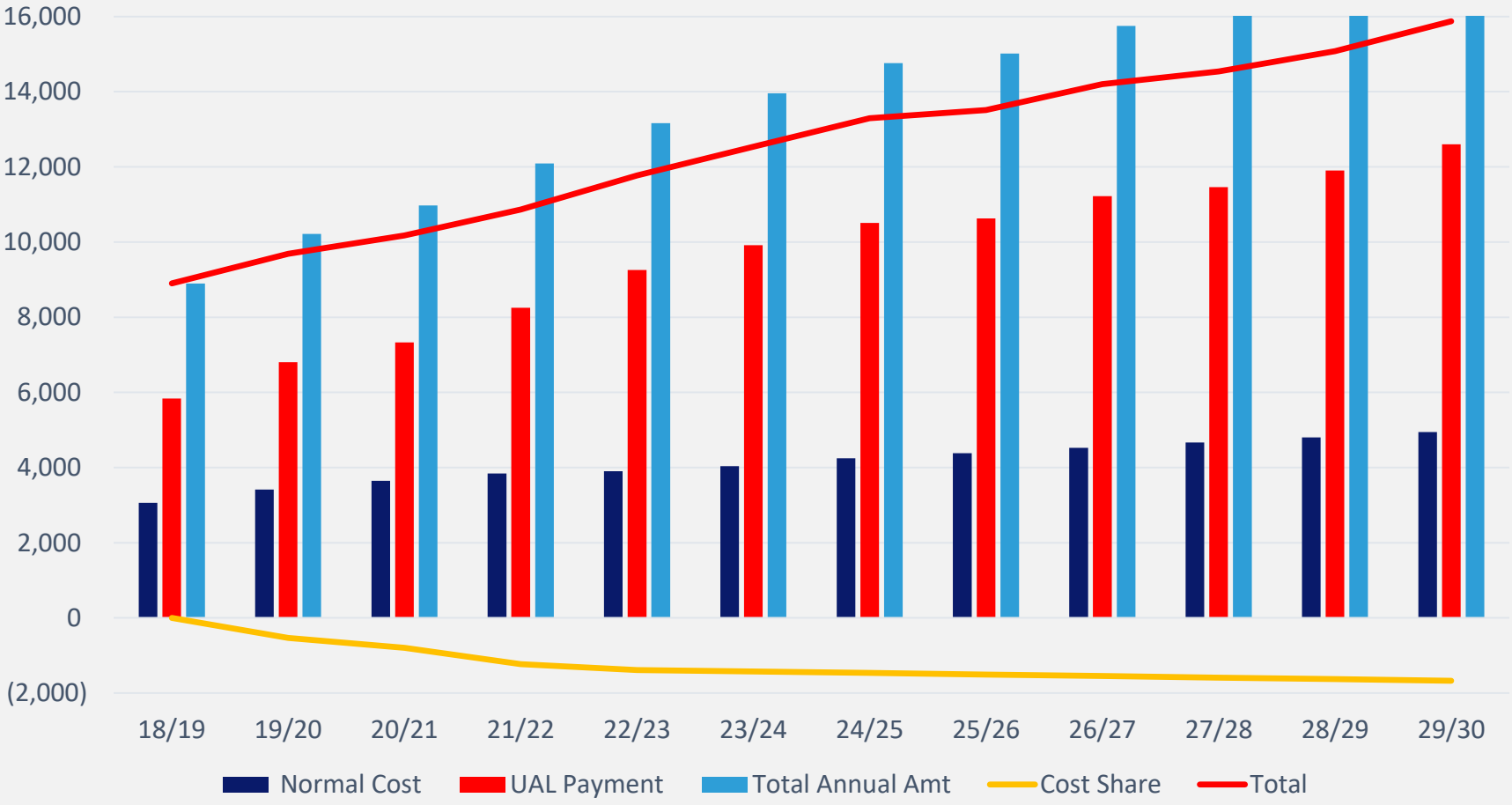
For FY 2019/2020, the employee cost sharing is estimated to be 1.4565% for Miscellaneous and 4.6650% for Safety.



The employee cost sharing is estimated to generate a ten year cost savings of \$14.8M for Public Safety and \$14.7M for Miscellaneous

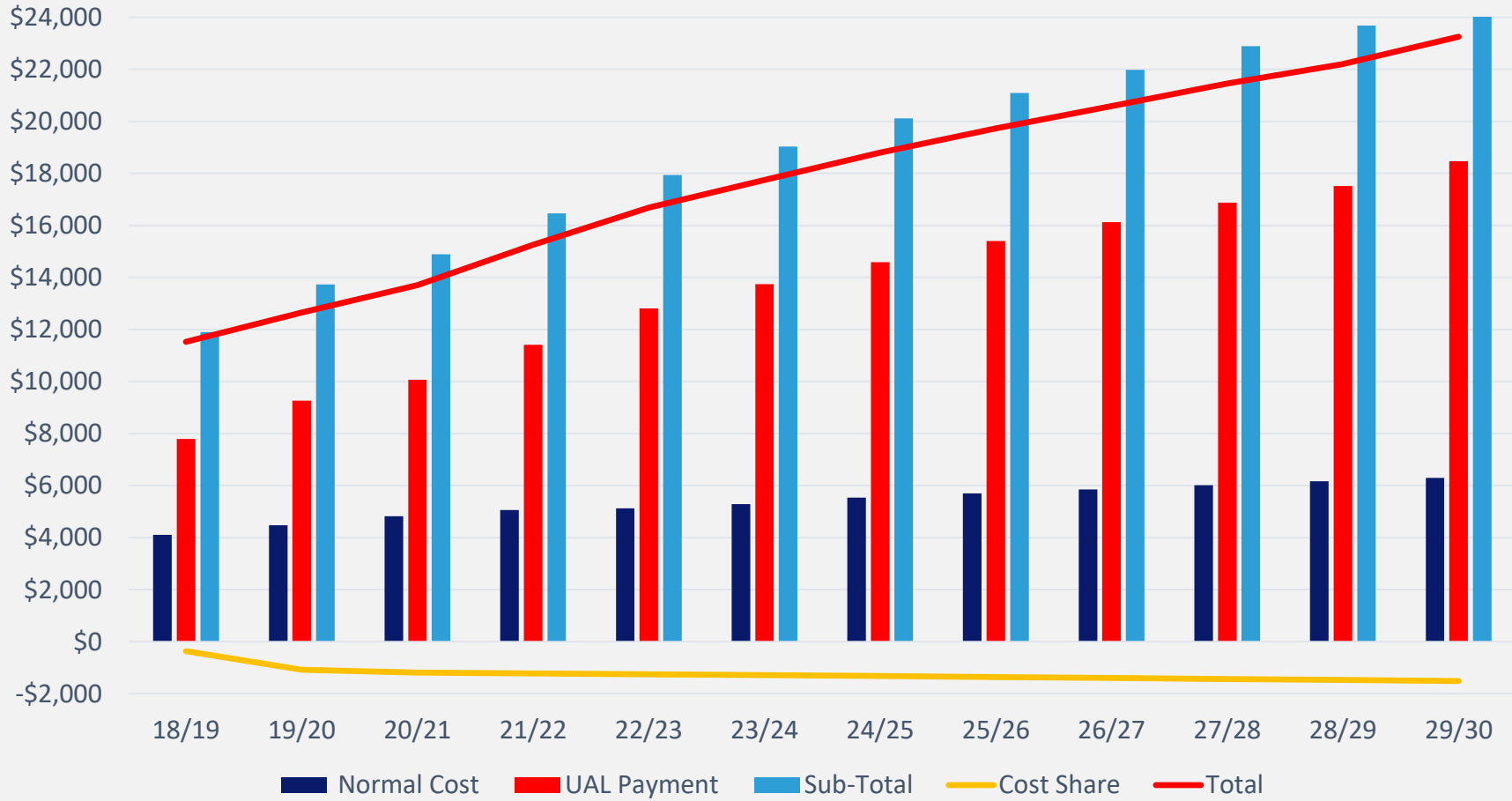
RETIREMENT COSTS CONT.

Contribution Projection - \$000s
With Miscellaneous Group Cost Sharing



RETIREMENT COSTS CONT.

Contribution Projection - \$000s
With Safety Group Cost Sharing



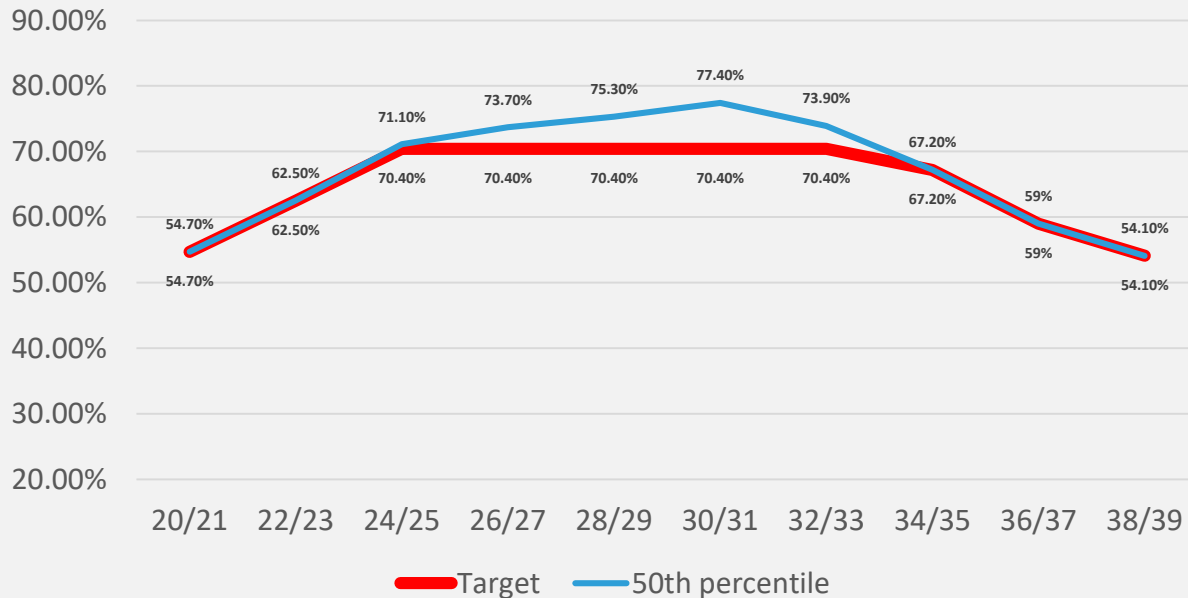
RETIREMENT COSTS CONT.

Staff is doing analysis on possible solutions to mitigate long-term liabilities and obtaining economic resiliency

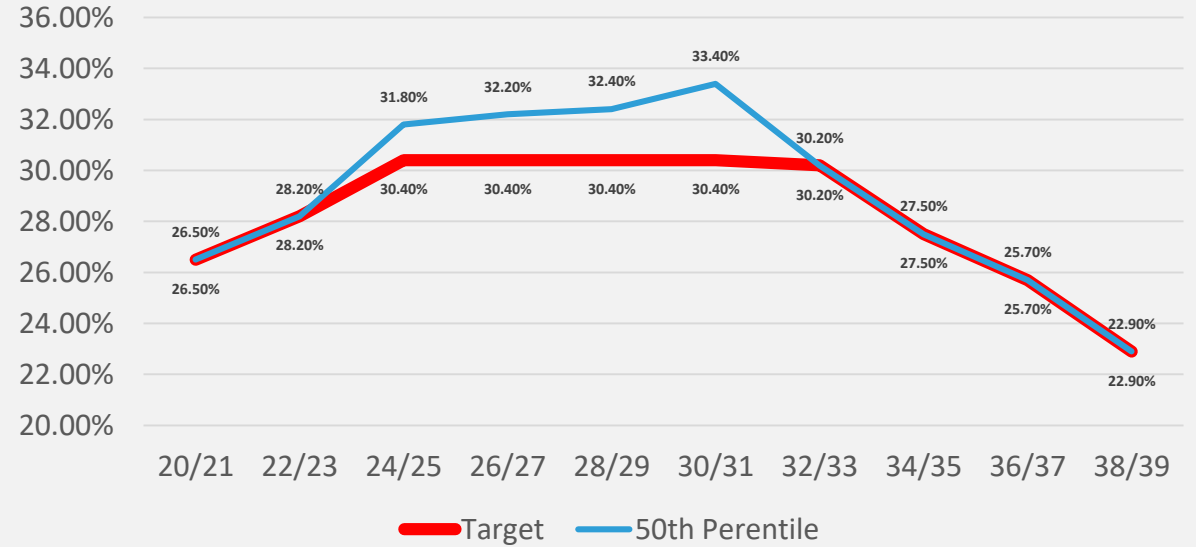
- 1** / Full Cost Recovery – Allocation to ALL Funds
- 2** / Invest Reserves / One-time Monies (LAIF earns 2.5% vs. CALPERS (UAL) @ 7%)
- 3** / Cost sharing & Contract/MOU Provisions
- 4** / Continue Payments to 115 Trust
- 5** / Adjust Benefit Levels & eligibility for OPEB
- 6** / Convert CIP Budgeted Projects for Tax-Exempt Bonds
- 7** / Synthetic Fresh Start
- 8** / Pension / OPEB Bonds

RETIREMENT COSTS CONT.

Payment to 115 Trust
Safety
Contribution Rate projection



Payment to 115 Trust
Miscellaneous
Contribution Rate projection

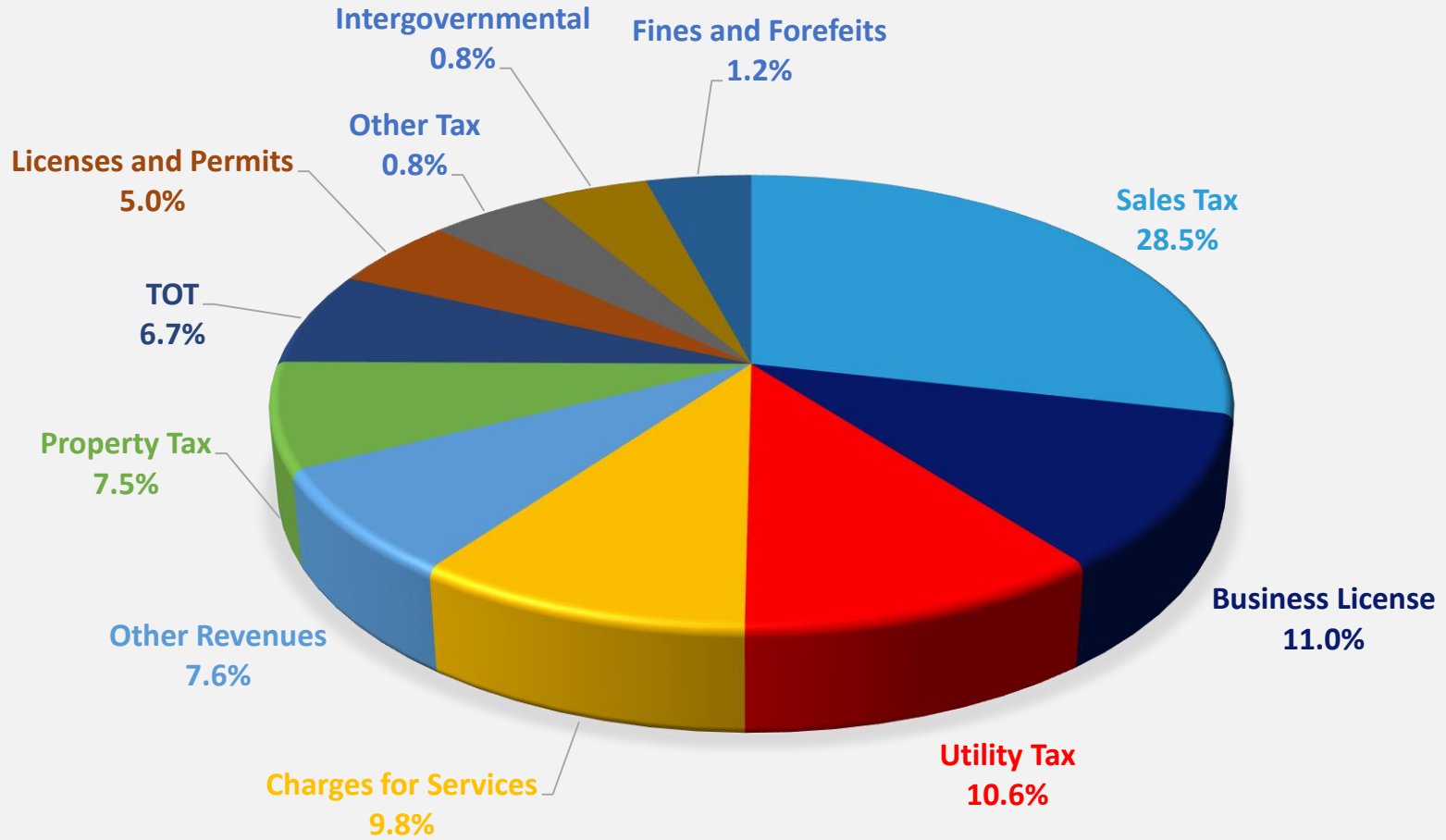


GENERAL FUND REVENUE OVERVIEW

	<u>ADOPTED BUDGET 2018-19</u>	<u>ESTIMATED RECEIPTS 2018-19</u>	<u>PROPOSED BUDGET 2019-20</u>	<u>CHANGE FROM PRIOR YEAR ADJUSTED</u>
GENERAL FUND				
PROPERTY TAX	8,871,954	9,145,780	9,603,000	457,220
SALES TAX	31,393,918	32,445,088	36,336,000	3,890,912
BUSINESS LICENSE TAX	13,300,000	13,300,000	14,058,000	758,000
UTILITY TAXES	13,860,000	13,357,000	13,518,000	161,000
TRANS OCC TAX	7,944,000	7,944,000	8,493,000	549,000
OTHER TAX	4,953,000	5,200,000	5,965,000	765,000
LICENSES AND PERMITS	5,566,600	6,276,912	6,387,000	110,088
INTERGOVERNMENTAL	5,147,437	5,160,712	5,492,046	331,334
CHARGES FOR SERVICES	11,290,798	12,033,951	12,538,899	504,948
FINES AND FORFEITS	5,644,500	5,675,441	5,304,500	(370,941)
OTHER REVENUES	8,543,537	9,182,050	9,656,486	474,436
TOTAL GENERAL FUND	116,515,744	119,720,934	127,351,931	7,630,997

GENERAL FUND REVENUE OVERVIEW CONT.

GENERAL FUND REVENUES BY DEPARTMENT



GENERAL FUND REVENUE OVERVIEW CONT.

Major variances in General Fund Revenues include:



Sales Tax ↑ \$3.9M

Full year implementation of Measure C (¼ cent Sales Tax)



Other Tax ↑ \$765K

Includes \$1M in revenues estimated for Measure A (Cannabis Tax Measure)



Fines and Forfeitures ↓ \$371K

Decrease due to a reduction of court fine revenues



Business Tax and Transient Occupancy Tax

↑ \$1.3M

Increase based on the opening of new businesses and hotels in the City



Licenses and Permits and Charges for Services

↑ \$615K

Increase of \$615K based on estimated building activity



Other Revenues ↑ \$474K

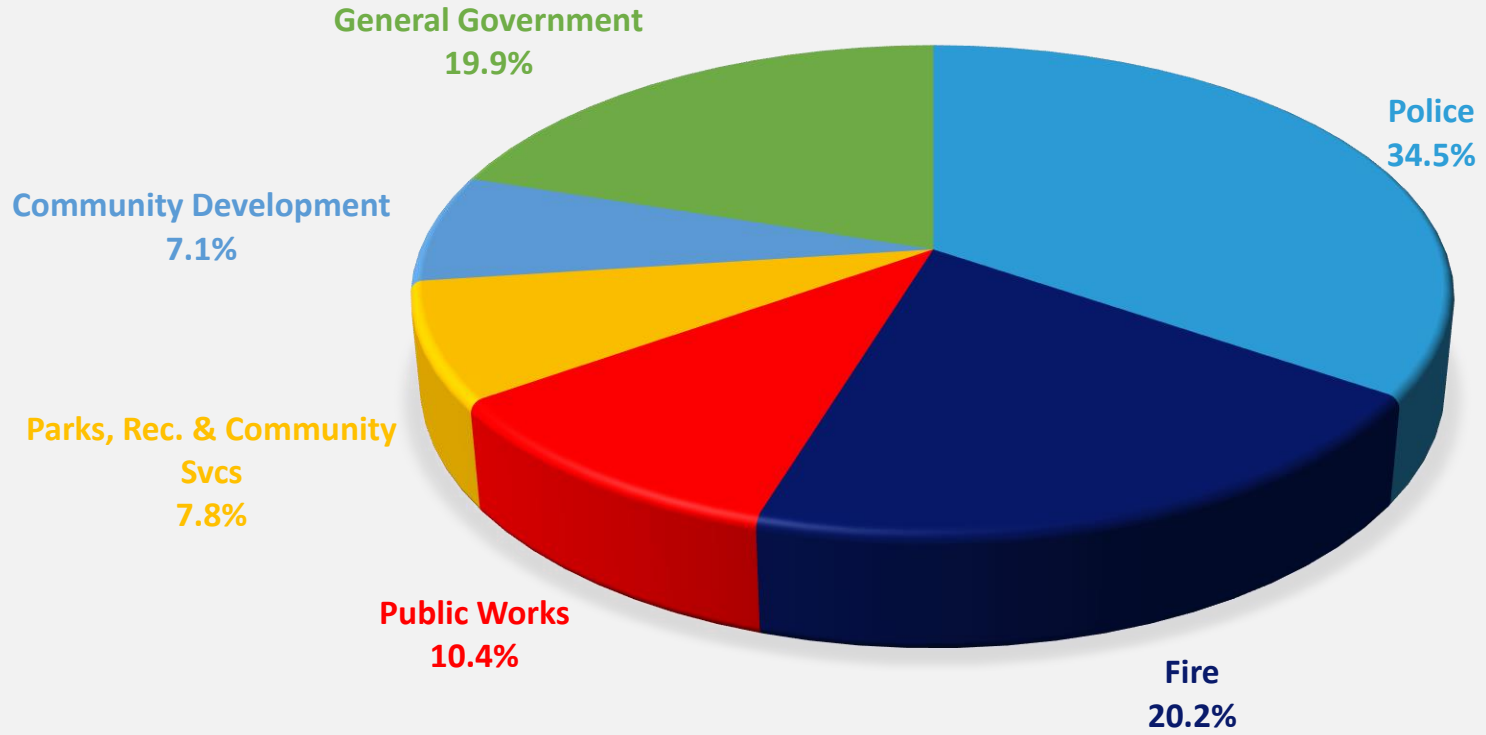
Increase related to reimbursements from the SAFER Grant in the Fire Department and increase in the recovery of General Fund administrative overhead cost.

GENERAL FUND EXPENDITURES OVERVIEW

	<u>ACTUAL EXPEND 2017-18</u>	<u>ADJUSTED BUDGET 2018-19</u>	<u>PROPOSED BUDGET 2019-20</u>	<u>CHANGE FROM PRIOR YEAR ADJUSTED</u>
GENERAL FUND				
TOTAL GENERAL GOVERNMENT	28,932,861	22,283,690	19,843,924	(2,439,766)
PARKS, REC. & COMMUNITY SVCS	8,625,510	9,920,947	10,433,707	512,760
POLICE DEPARTMENT	39,538,514	43,219,264	46,436,271	3,217,007
FIRE DEPARTMENT	23,287,918	24,893,652	27,104,370	2,210,718
COMMUNITY DEVELOPMENT	8,326,060	14,247,601	9,603,467	(4,644,134)
PUBLIC WORKS	11,618,845	14,019,603	14,028,845	9,242
Transfers	4,784,999	2,853,500	6,953,775	4,100,275
TOTAL GENERAL FUND	125,114,707	131,438,256	134,404,359	2,966,103

GENERAL FUND EXPENDITURES OVERVIEW CONT.

GENERAL FUND EXPENDITURES BY DEPARTMENT



GENERAL FUND EXPENDITURES OVERVIEW CONT.

The Proposed FY 2019/2020 General Fund expenditure budget is approximately \$2.9M more than the Adjusted Budget for FY 2018/2019. Major variance explanations are as follows

Increase of \$5.4M in Police and Fire

- Salary increases due to the Salary Initiative Ordinance
- Increases related to the SAFER grant in the Fire Department
- Proposed new eight positions in the Police Department

Decrease of \$4.6M in Community Development Department

- One-time contract services (such as \$2.1M for the General Plan update) were budgeted in the prior year and not budgeted in FY 2019/2020

Increase of \$4.1M in General Fund Transfers

- \$5.9M budgeted for transfers into the Capital Improvement Fund
- \$1M Transfer to the Municipal Fiber Network Fund

GENERAL FUND - FUND BALANCE

- Contingency reserve requirement of 30% was established in Council Policy Statement, Policy #5002 and Resolution #2014-R058.
- The City would more than meet the minimum requirements.
- Many one-time capital projects requested in FY 2019/2020 will likely get completed over a multi-year period and there will likely be salary savings for some of the new proposed positions.
- Staff estimates that the General Fund will more likely end FY 2019/2020 with a minimum balance of \$63M (47%).

General Fund - Fund Balance			
Est. Beginning Fund Balance		67,690,966	
FY 2019/2020 Revenues	127,351,931		
Less:			
FY 2019/2020 On-Going Expenditures	(123,935,519)		
Structural Budget Surplus/(Shortfall)	4,416,412		
Less:			
One-Time Transfers for Capital Projects	(5,868,567)		
One-Time Transfers for Fiber Network Fund	(967,706)		
One-Time Enhancement Request	(4,632,567)		
Total One-Time Expenditures	(11,468,840)		
Net Increase / (Decrease) to Fund Balance		(7,052,428)	
Est. Ending Fund Balance		60,638,538	45%

GENERAL FUND – Ten Year Forecast

General Fund Forecast [in thousands]										
	2019-20	2020-21	2021-22	2022-23	2023-24	2024-25	2025-26	2026-27	2027-28	2028-29
	Projection	Projection	Projection	Projection	Projection	Projection	Projection	Projection	Projection	Projection
RESOURCES										
Beginning Balance *	67,691	60,704	60,424	58,280	52,428	45,545	37,964	30,123	21,802	13,334
OPERATING REVENUES										
Operating Revenue	112,431	113,892	116,375	117,499	119,793	122,143	124,436	126,706	129,029	131,407
Measure Y	9,761	9,787	10,010	10,201	10,380	10,588	10,800	11,016	11,236	11,461
Measure C	4,881	4,894	5,005	5,101	5,190	5,294	5,400	5,508	5,618	5,731
Additional Operating Rev from Development	345	1,557	1,288	245	0	0	0	0	0	0
TOTAL REVENUES	127,418	130,130	132,678	133,046	135,363	138,025	140,636	143,230	145,883	148,599
OPERATING EXPENDITURES										
Current Service Budget	(127,417)	(131,865)	(136,412)	(140,616)	(144,065)	(147,532)	(150,489)	(153,661)	(156,545)	(160,233)
Assumed Savings - Vacancies, O&M, etc. 3.0%	4,481	3,956	4,090	4,218	4,320	4,426	4,512	4,610	4,694	4,804
TOTAL OPERATING EXPENDITURES	(122,936)	(127,910)	(132,322)	(136,398)	(139,745)	(143,106)	(145,977)	(149,051)	(151,851)	(155,428)
OPERATING SURPLUS / (DEFICIT)	4,482	2,220	356	(3,352)	(4,382)	(5,081)	(5,341)	(5,821)	(5,968)	(6,830)
ONE-TIME ITEMS AND INFRASTRUCTURE INVESTMENTS										
One-time Enhancement Costs	(4,515)	(500)	(500)	(500)	(500)	(500)	(500)	(500)	(500)	(500)
Transfer to Municipal Fiber Optic Fund	(968)	0	0	0	0	0	0	0	0	0
Facility Planning Reserve Funding for One-time items	(2,565)	0	0	0	0	0	0	0	0	0
Recreational Facilities Reserve Funding for One-Time	(345)	0	0	0	0	0	0	0	0	0
General Infrastructure Funding	(3,076)	(2,000)	(2,000)	(2,000)	(2,000)	(2,000)	(2,000)	(2,000)	(2,000)	(2,000)
Net One-time Items and Infrastructure	(11,468)	(2,500)	(2,500)	(2,500)	(2,500)	(2,500)	(2,500)	(2,500)	(2,500)	(2,500)
GROSS SURPLUS / (DEFICIT)	(6,987)	(280)	(2,144)	(5,852)	(6,882)	(7,581)	(7,841)	(8,321)	(8,468)	(9,330)
<i>30% Contingency Reserve Requirement</i>	<i>36,881</i>	<i>38,373</i>	<i>39,697</i>	<i>40,919</i>	<i>41,924</i>	<i>42,932</i>	<i>43,793</i>	<i>44,715</i>	<i>45,555</i>	<i>46,628</i>
<i>Facilities Planning Reserve (40% of any gross surplus)</i>	<i>6,575</i>	<i>6,575</i>	<i>6,575</i>	<i>6,575</i>	<i>6,575</i>	<i>6,575</i>	<i>6,575</i>	<i>6,575</i>	<i>6,575</i>	<i>6,575</i>
<i>Recreation Facilities Reserve (10% of certain PRCS fees)</i>	<i>1,065</i>	<i>1,060</i>	<i>1,055</i>	<i>1,050</i>	<i>1,045</i>	<i>1,040</i>	<i>1,035</i>	<i>1,030</i>	<i>1,025</i>	<i>1,020</i>
UNASSIGNED FUND BALANCE	16,184	14,417	10,953	3,884	(3,998)	(12,583)	(21,279)	(30,518)	(39,821)	(50,219)
ENDING TOTAL BALANCE	60,704	60,424	58,280	52,428	45,545	37,964	30,123	21,802	13,334	4,004

* NOTE: Excludes Non-Spendable Reserves (Land Held for Resale, Loans Receivable, etc.); Totals may vary slightly due to rounding

OTHER FUNDS CONT.

	ACTUAL EXPEND <u>2017-18</u>	ADJUSTED BUDGET <u>2018-19</u>	PROPOSED BUDGET <u>2019-20</u>	CHANGE FROM PRIOR YEAR <u>ADJUSTED</u>
TOTAL SPECIAL REVENUE FUNDS	26,870,172	38,071,391	19,827,613	(17,716,395)
TOTAL ENTERPRISE	52,234,223	85,369,942	64,609,846	(20,760,096)
CAPITAL IMPROVEMENT FUNDS	10,630,241	37,426,370	16,688,077	(20,738,293)
INTERNAL SERVICE FUNDS	19,737,524	23,738,788	20,033,850	(3,704,938)

OTHER FUNDS

SRF Decrease due to

- \$10M Budgeted for prior year one-time projects funded by former RDA Bond Proceeds
- \$7M Budgeted for prior year one-time storm water projects

Enterprise Funds Decrease due to

- \$13M Budgeted for prior year one-time sewer projects
- \$7M Budgeted for prior-year one-time capital projects of \$4M and \$3M in contract services

Capital Improvement Fund Decrease due to

- \$26.5M is estimated to be carried over from the prior year due to multi-year capital improvement projects

OTHER FUNDS CONT.

Refuse Fund

- FY 2019/2020 includes a \$2M structural budget deficit
- FY 2019/2020 is the final year of the 7% rate increase approved on May 30, 2017
- An updated rate study is being proposed to determine what is needed to adequately cover ongoing costs of the fund.

Sewer Fund

- In September of 2019, the Sewer Fund's bond is eligible to be refinanced
- The new bond will refinance the existing bond, eliminate the reserve requirement, finance the cost of issuance, and provide additional funding for Capital Improvement Projects.
- The Bristol Sewer Pump Station Diversion and Fox Hills Sewer Pump Station Sewer Diversion Pipelines to the new Bankfield Sewer Pump Station are estimated to be around \$6.0M and the Citywide Sewer Video and Sewer Lining project is approximately \$5.0M.

OTHER FUNDS CONT.

Municipal Fiber Network Fund

- Culver Connect is Culver City's municipal fiber open access network.
- It will provide high speed, high quality broadband service to the City's business community, school district, and the municipal government operations.
- In FY 2019/2020 will be the first year the City anticipated receiving revenues from dark fiber land customer leases for approximately six months of the year and some upfront payments.
- As indicated in the November 12, 2017 the General Fund recorded a twenty-year construction loan in the amount of \$11.5M and a working capital loan of \$3.4M
- That same staff report stated that it was not anticipated that the Working Capital loan would be repaid and Council has the power to forgive the annual construction loan payments
- Council can also defer the annual working capital loan payments if the Municipal Fiber Network Fund is not generating any revenue.

OTHER FUNDS CONT.

Measure M Local Return Fund

Included in the FY 2019/2020 Proposed Budget, Council is being requested to provide guidance to staff in prioritizing two Capital Improvement Projects:

A circular graphic with a white center and a blue outer ring. Inside the circle, the text "Project # 1" is written in blue, "Bike Share" in black, and "Program" in black. The circle is partially surrounded by a red line that forms an arc on the right side.

Project # 1 Bike Share Program

- Approved in FY 2017/2018
- Installation of a 28 station, 280 smart bike system with Metro Bike Share, and is coordinated with a concurrent expansion by LADOT in the City of Los Angeles
- The combined 620 bike system is proposed to serve a 12.2 square mile service area consisting of all of Culver City plus the Los Angeles neighborhoods of Palms, Playa Vista, Del Rey and Mar Vista.
- The projected cost to the City is \$3.6M over the next five years. The City would incur a one-time pre-launch capital cost of \$794K and a first year operational cost of \$254K.
- Annually, operation cost will be \$624K with offsetting fare box recovery of \$50K-\$75K .

The total amount budgeted thus far for this project is \$960K.

OTHER FUNDS CONT.

Measure M Local Return Fund

Included in the FY 2019/2020 Proposed Budget, Council is being requested to provide guidance to staff in prioritizing two Capital Improvement Projects:

Project # 2

Downtown to Expo Class IV Bikeway project

- Design and construct a 1.2 mile physically-separated Class IV bikeway from the busy Culver City Exposition Light Rail Station to the heart of downtown Culver City and the Helms Bakery Development, two of the City's top destinations.
- The project will connect to the City's larger network of bikeways, including bike lanes on Duquesne Avenue and National Boulevard, allowing connections to regional Class I bike paths like the Ballona Creek Path and Expo Path.
- Crosswalks need to be repainted, signal timing will also be improved, with the installation of bike-specific signal heads, bike and pedestrian leading intervals will be utilized to improve the safety of users and reduce turning conflicts.
- The 2017 feasibility study for this project has initial cost estimates of \$10M
- Initial design cost is \$890K

The total budget request for FY 2019/2020 is \$690K of the total initial design cost.

OTHER FUNDS CONT.

Culver City Housing Authority

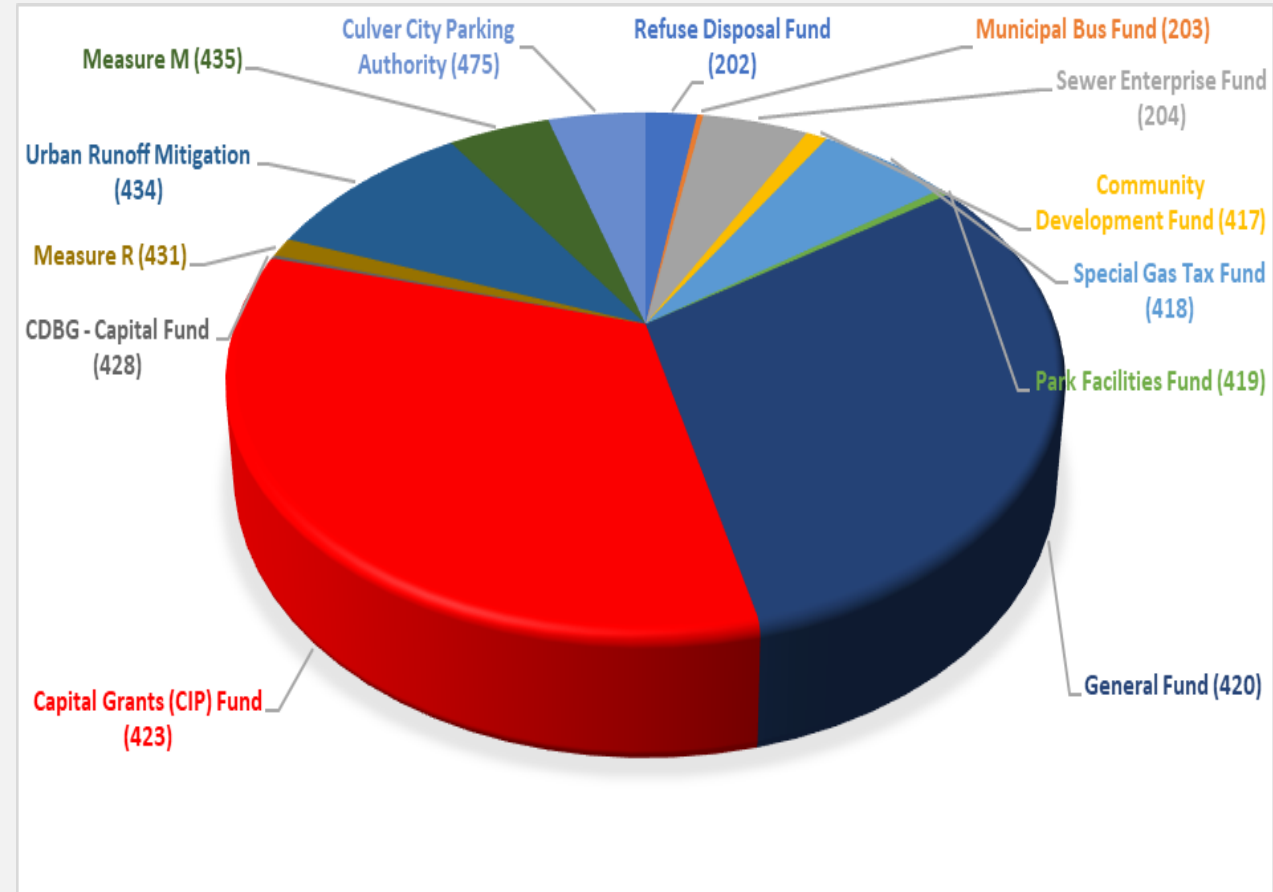
- The Culver City Housing Authority was established to account for the former Low/Moderate Income Housing funds (LMIHF) of the Redevelopment Agency (RDA).
- Funding is primarily geared towards the Rental Assistance Program (RAP), homeless outreach and services, and administrative costs.
- In FY 2019/2020, the Successor Agency has been approved to pay the Housing Authority approximately \$6.5M.

CAPITAL PROJECTS FUNDS

Five Year Capital Improvement Plan

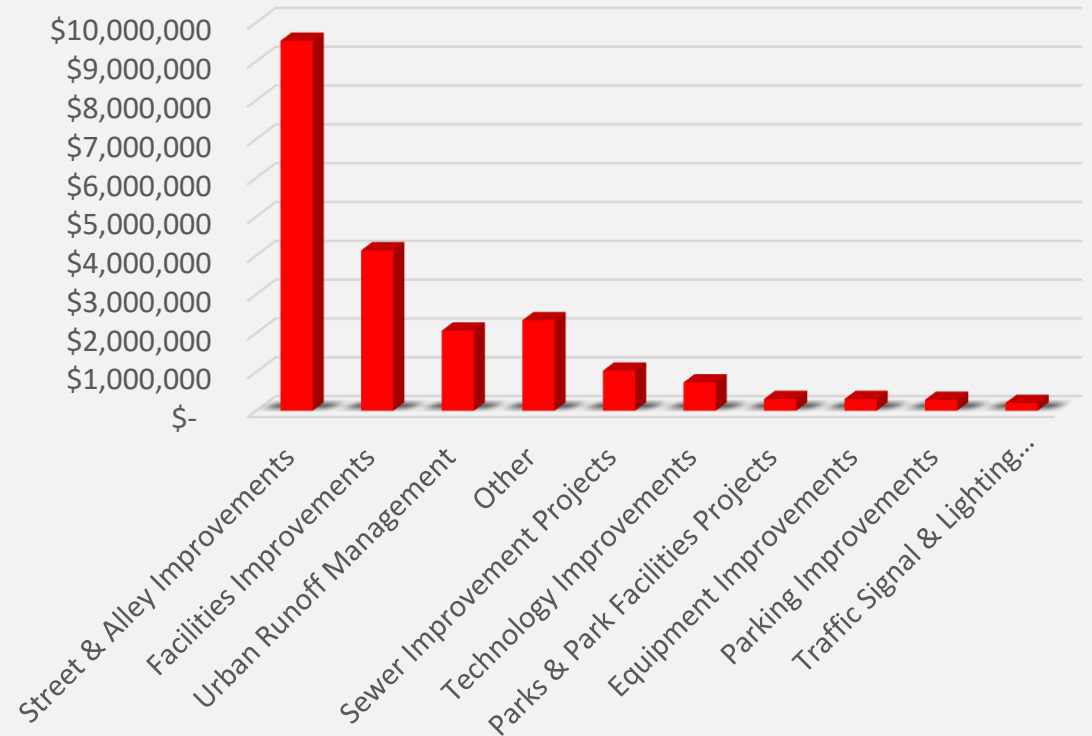
- A Five-Year Capital Improvement Plan budget book has been developed this year.
- The document includes detailed project information, current operating costs, and funding streams available.

CIP FUNDING SOURCES	AMOUNT
Refuse Disposal Fund (202)	\$500,000
Municipal Bus Fund (203)	60,000
Sewer Enterprise Fund (204)	1,030,000
Community Development Fund (417)	206,578
Special Gas Tax Fund (418)	1,299,325
Park Facilities Fund (419)	100,000
General Fund (420)	6,478,567
Capital Grants (CIP) Fund (423)	6,917,929
CDBG - Capital Fund (428)	44,475
Measure R (431)	251,203
Urban Runoff Mitigation (434)	2,060,000
Measure M (435)	990,000
Culver City Parking Authority (475)	947,000
TOTAL CIP FUNDING SOURCES:	\$20,885,077



CAPITAL PROJECTS FUNDS CONT.

CIP FUNDING USES	AMOUNT
Street & Alley Improvements	\$9,527,774
Facilities Improvements	4,129,303
Urban Runoff Management	2,060,000
Other	2,329,000
Sewer Improvement Projects	1,030,000
Technology Improvements	728,000
Parks & Park Facilities Projects	301,000
Equipment Improvements	300,000
Parking Improvements	280,000
Traffic Signal & Lighting Improvements	200,000
TOTAL CIP FUNDING USES:	\$20,885,077



CAPITAL PROJECTS FUNDS CONT.

PROJECT TITLES		
City Hall - Centennial Garden	Ballona Multi-Use Path Repair	Fire Station Renovations
Ballona Creek Revitalization	Jackson Avenue Pedestrian Walkway Renovation	Veteran's Building Space Utilization
Radio System Replacement	Predictive Analytics Demonstration	Subtotal: Facilities Planning Reserves \$2.5M
Citywide Electronic Doc. Mgt. Sys.	Citywide Speed Zone Study	Rancho Higuera NTMP
Higuera Street Bridge Replacement	City Traffic Sign Retroreflectivity	Subtotal: Mitigation Fund Reserves \$250K
Traffic Signal Replace/Upgrade	PD Forensic Lab Rehab/Update	Park Facilities Improvements
Neighborhood NTMP	Tree Grate Replacement	Parks Building Renovations
Parks Power Gearbox Replacement	Town Plaza/"A" Street Bollard Replacement	Lindberg Park Improvement Project
Bicycle and Pedestrian Action Plan Implementation	UST Upgrades on City Property	Sports Field Renovations
Ivy Substation Building Improvements	VMC/Sr Center Microgrid	Subtotal: Recreational Facilities Reserves \$311K
Repave Police Department Parking Lot	Subtotal: General Fund Balance \$3.1M	Annual Street Pavement Rehabilitation Project
Concrete Street Rehabilitation	Building Repairs	Subtotal: Sewer Fund Transfer \$360K
City Hall Conference Room Audio Visual Installation	Vet's Memorial Bldg Refurbish	Total Improvements & Acquisitions (420) Funded Projects \$6.5M
Wireless Deployment Strategy	Energy Efficiency Projects	

UPCOMING MEETINGS



Tuesday, May 21st, 2019, 3:00pm

- Continued Department Presentations to City Council



Monday June 24th, 2019, 7:00pm

- Final Budget Public Hearing
- Budget Adoption on Agenda

An architectural rendering of a modern, multi-story building with a grid-like facade of windows and dark structural elements. The scene is set at dusk or dawn, with a soft blue sky and some ambient lighting from the building's windows. The entire image is overlaid with a semi-transparent blue filter. In the foreground, there are silhouettes of trees, a sidewalk with people walking, and a street with cars. A bridge or overpass is visible on the left side. The text "Any Questions?" is centered in a large, white, serif font with a slight drop shadow.

**Any
Questions?**